

Citation Style for Academic Writing

Gloria Lugo—APA

Norman DeFilippo—Chicago

Laura Lubrano—MLA

January 19, 2013

Graduate Development Conference

MONTCLAIR STATE UNIVERSITY
Center for Writing Excellence

973.655-7442
cwe@mail.montclair.edu

Center for Writing Excellence (CWE)

There is no great writing, only great rewriting. - Justice Brandeis
Writing is 1% inspiration and 99% elimination. - Louise Brooks

APA Formatting and Style Guide




What is APA?

APA

(American Psychological Association)

is the most commonly used format for manuscripts in the Social Sciences.




What does APA regulate?

APA regulates:

- Stylistics
- In-text citations
- References

(a list of all sources
used in the paper)



APA stylistics: Basics

Point of view and voice in an APA paper

Use:

- the third person point of view rather than using the first person point of view or the passive voice

The study showed that..., NOT
I found out that....

- **the active voice** rather than passive voice

The participants responded..., NOT
The participants have been asked....

APA stylistics: Language

Language in an APA paper is:

- **clear:** be specific in descriptions and explanations
- **concise:** condense information when you can
- **plain:** use simple, descriptive adjectives and minimize the figurative language

Types of APA Papers

➤ The literature review:

the summary of what the scientific literature says about the topic of your research—

includes title page, introduction, list of references

➤ The experimental report:

the description of your experimental research--

includes title page, abstract, introduction, method, results, discussion, references, appendices, tables & figures

Types of APA Papers

If your paper fits neither of the categories above,

- follow the general format
- consult the instructor
- consult *Publication Manual*

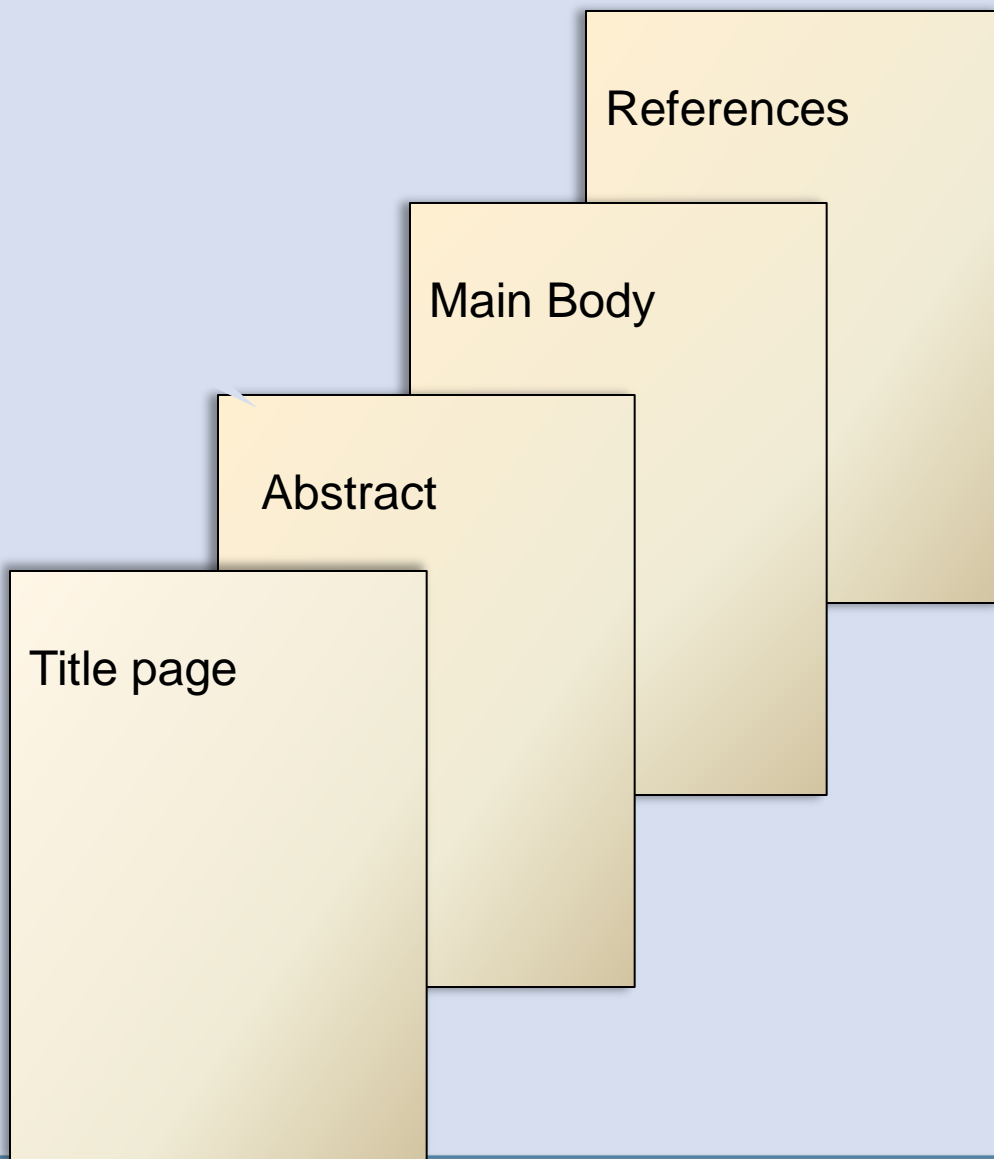
General Format

Your essay should:

- be typed, double-spaced, with two spaces after punctuation between sentences
- on standard-sized paper (8.5"x11")
- with 1" margins on all sides
- in 10-12 pt. Times New Roman or a similar font
- include a page header (title) in the upper left-hand of every page and a page number in the upper right-hand side of every page

General Format (cont'd)

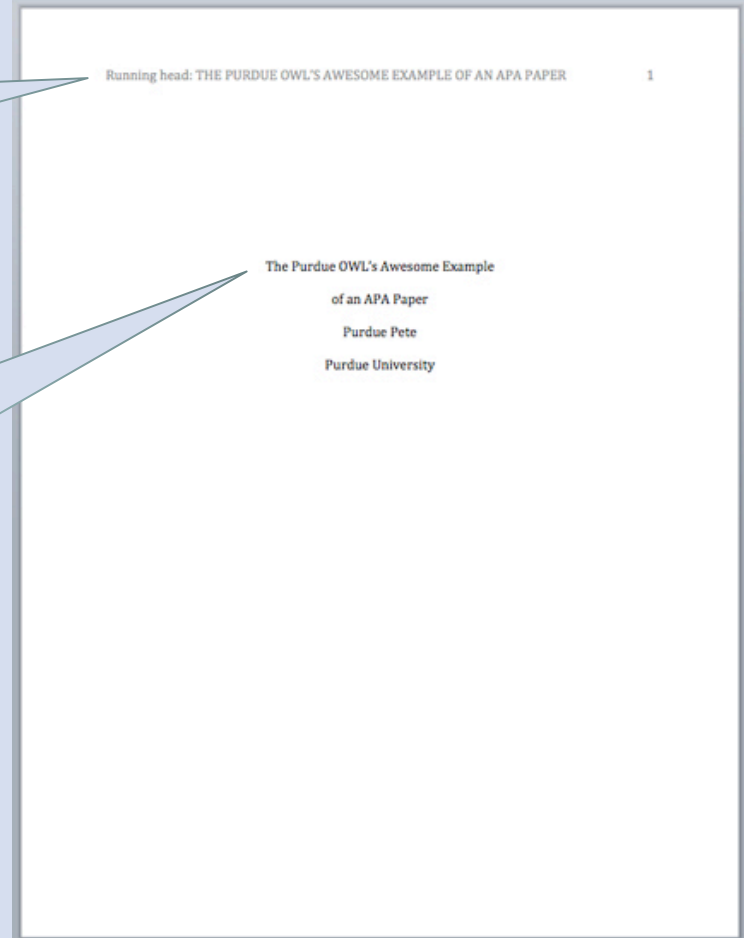
Your essay should include four major sections:



Title Page

Page header:
(use Insert Page Header)
title flush left + page number
flush right.

Title:
(in the upper half of the page, centered)
name (no title or degree) +
affiliation (university, etc.)

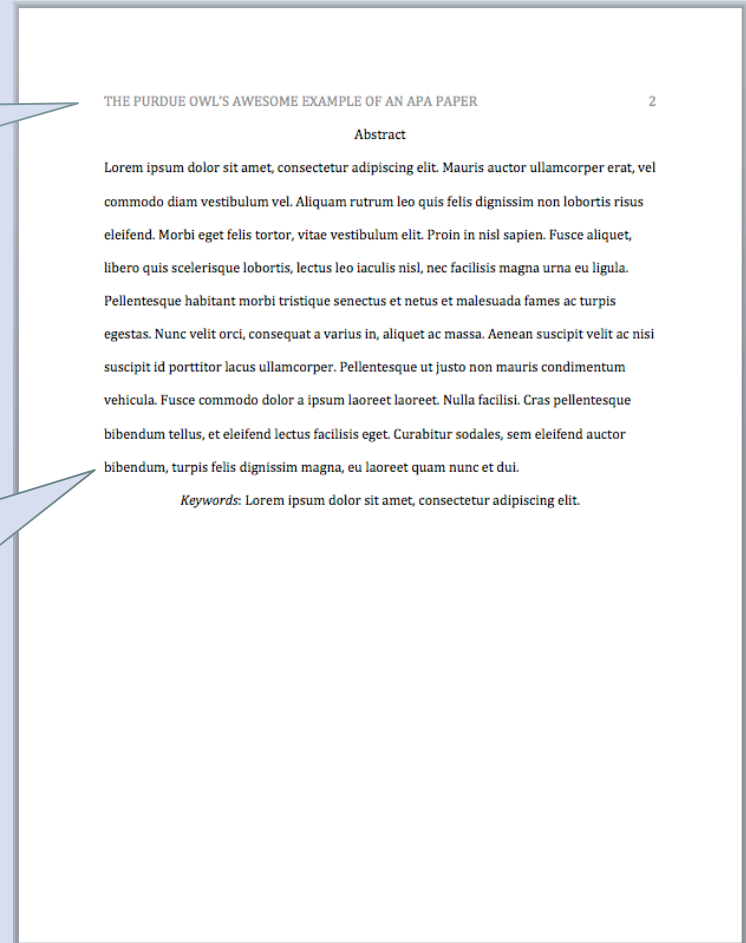


Abstract Page

Page header: do NOT include “Running head:”

Abstract (centered, at the top of the page)

Write a brief (between 150 and 250 words) summary of your paper in an accurate, concise, and specific manner. Should contain: at research topic, research questions, participants, methods, results, data analysis, and conclusions. May also include possible implications of your research and future work you see connected with your findings. May also include keywords.



Main Body (Text)

- The first text page is page number 3
- Type the title of the paper centered, at the top of the page
- Type the text double-spaced with all sections following each other without a break
- Identify the sources you use in the paper in parenthetical in-text citations
- Format tables and figures

References Page

- Center the title—
References-- at the top
of the page
- Double-space
reference entries
- Flush left the first line
of the entry and indent
subsequent lines
- Order entries
alphabetically by the
author's surnames

Do NOT include
"Running head:" in
the header after
the title page!

References

- Cummings, J. N., Butler, B., & Kraut, R. (2002). The quality of online social relationships. *Communications of the ACM, 45*(7), 103-108.
- Hu, Y., Wood, J.F., Smith, V., & Westbrook, N. (2004). Friendships through IM: Examining the relationship between instant messaging and intimacy. *Journal of Computer-Mediated Communication, 10*(1), 38-48.
- Tidwell, L.C., & Walther, J.B. (2002). Computer-mediated communication effects on disclosure, impressions, and interpersonal evaluations: Getting to know one another a bit at a time. *Human Communication Research, 28*(3), 317-348.
- Underwood, H., & Findlay, B. (2004). Internet relationships and their impact on primary relationships. *Behaviour Change, 21*(2), 127-140.

References: Basics

- Invert authors' names (last name first followed by initials).
- Alphabetize reference list entries the last name of the first author of each work.
- Capitalize only the first letter of the first word of a title and subtitle, the first word after a colon or a dash in the title, and proper nouns. Do not capitalize the first letter of the second word in a hyphenated compound word.

References: Basics (cont'd)

- Capitalize all major words in journal titles.
- Italicize titles of longer works such as books and journals.
- Do not italicize, underline, or put quotes around the titles of shorter works such as journal articles or essays in edited collections.

Making the references list

APA is a complex system of citation, which is difficult to keep in mind. When compiling the reference list, the strategy below might be useful:

- Identify a type source: Is it a book? A journal article? A webpage?
- Find a sample of citing this type of source in the textbook or in the OWL APA Guide.
- “Mirror” the sample.
- Make sure that the entries are listed in the alphabetical order and the subsequent lines are indented (Recall References: basics).

In-text Citations: Basics

Whenever you use a source, provide in parenthesis:

- the author's name and the date of publication
- for quotations and close paraphrases, provide a page number as well

In-text citations help readers locate the cited source in the References section of the paper.

In-text Citations: Format for a quotation

When quoting, introduce the quotation with a signal phrase. Make sure to include the author's name, the year of publication, the page number, but keep the citation brief—do not repeat the information.

- Caruth (1996) states that a traumatic response frequently entails a “delayed, uncontrolled repetitive appearance of hallucinations and other intrusive phenomena” (p.11).
- A traumatic response frequently entails a “delayed, uncontrolled repetitive appearance of hallucinations and other intrusive phenomena” (Caruth, 1996, p.11).

In-text Citations:

Format for a summary or paraphrase

There are several formats for a summary or paraphrase:

- provide the author's last name and the year of publication in parenthesis after a summary or a paraphrase:

Though feminist studies focus solely on women's experiences, they err by collectively perpetuating the masculine-centered impressions (Fussell, 1975).

In-text Citations:

Format for a summary or paraphrase

Formats for a summary or paraphrase (cont'd):

- include the author's name in a signal phrase followed by the year of publication in parenthesis:

Recently, the history of warfare has been significantly revised by Higonet et al. (1987), Marcus (1989), and Raitt and Tate (1997) to include women's personal and cultural responses to battle and its resultant traumatic effects.

In-text Citations:

Format for a summary or paraphrase

Formats for a summary or paraphrase (cont'd):

- when including the quotation in a summary/paraphrase, also provide a page number in parenthesis after the quotation:

According to feminist researchers Raitt and Tate (1997), “It is no longer true to claim that women's responses to the war have been ignored” (p. 2).

In-text Citations: Signal words

- Introduce quotations with signal phrases, e.g.

According to X. (2008), “....” (p.3).

X. (2008) argues that “.....” (p.3).

- Use such signal verbs as:
acknowledge, contend, maintain,
respond, report, argue, conclude, etc..

Use the past tense or the present perfect tense of verbs in signal phrases

In-text Citations:

Two or more works

- When the parenthetical citation includes two or more works, order them in the same way they appear in the reference list—the author's name, the year of publication—separated by a semi-colon:

(Kachru, 2005; Smith, 2008)

In-text Citations:

A work with two authors

- When citing a work with two authors, use “and” in between authors’ name in the signal phrase yet “&” between their names in parenthesis:

According to feminist researchers Raitt and Tate (1997), “It is no longer true to claim that women's responses to the war have been ignored” (p. 2).

Some feminists researchers question that “women's responses to the war have been ignored” (Raitt & Tate, 1997, p. 2).

In-text Citations:

A work with 3 to 5 authors

- When citing a work with three to five authors, identify all authors in the signal phrase or in parenthesis:

(Harklau, Siegal, & Losey, 1999)

- In subsequent citations, only use the first author's last name followed by "et al." in the signal phrase or in parentheses:

(Harklau et al., 1993)

In-text Citations: a work with 6 and more authors

- When citing a work with six and more authors, identify the first author's name followed by "et al.":

Smith et al. (2006) maintained that....

(Smith et al., 2006)

In-text Citations:

A work of unknown author

- When citing a work of unknown author, use the the source's full title in the signal phrase and cite the first word of the title followed by the year of publication in parenthesis. Put titles of articles and chapters in quotation marks; italicize titles of books and reports:

According to "Indiana Joins Federal
Accountability System" (2008), ...

Or,

("Indiana", 2008)

In-text Citations: Organization

- When citing an organization, mention the organization the first time when you cite the source in the signal phrase or the parenthetical citation:

The data collected by the Food and Drug Administration (2008) confirmed that...

- If the organization has a well-known abbreviation, include the abbreviation in brackets the first time the source is cited and then use only the abbreviation in later citations:

Food and Drug Administration (FDA) experts tested...

confirmed ... FDA's

In-text Citations:

The same last name/the same author

- When citing authors with the same last names, use first initials with the last names:

(B. Kachru, 2005; Y. Kachru, 2008)

- When citing two or more works by the same author published in the same year, use lower-case letters (a, b, c) with the year of publication to order the references:

Smith's (1998 a) study of adolescent immigrants...

In-text Citations:

Personal communication

- When citing interviews, letters, e-mails, etc., include the communicators name, the fact that it was personal communication, and the date of the communication. Do not include personal communication in the reference list:

A. P. Smith also claimed that many of her students had difficulties with APA style (personal communication, November 3, 2002).

Or,

(E. Robbins, personal communication, January 4, 2001).

In-text Citations: Electronic sources

- When citing an electronic document, whenever possible, cite it in the author-date style. If electronic source lacks page numbers, locate and identify paragraph number/paragraph heading:

According to Smith (1997), ... (Mind over Matter section, para. 6).

APA Headings

APA uses a system of five heading levels

APA Headings

Level	Format
1	Centered, Boldface, Uppercase and Lowercase Headings
2	Left-aligned, Boldface, Uppercase and Lowercase Heading
3	Indented, boldface, lowercase heading with period.
4	<i>Indented, boldface, italicized, lowercase heading with period.</i>
5	<i>Indented, italicized, lowercase heading with period.</i>

APA Headings

APA uses a system of five heading levels

Methods (Level 1)

Site of Study (Level 2)

Participant Population (Level 2)

Teachers. (Level 3)

Students. (Level 3)

Results (Level 1)

Spatial Ability (Level 2)

Test One. (level 3)

Teachers with experience. (Level 4)

Teachers in Training. (Level 4)

Test Two. (Level 3)

Kinesthetic Ability (Level 2)

APA Tables

- Label a table with an Arabic numeral and provide a title. The label and the title appear on separate lines above the table, flush-left and single-spaced.
- Cite a source in a note below the table:

Table 1

Internet users in Europe

Country	Regular users
France	9 ml

Note. The data are adapted from “The European Union and Russia”(2007). Retrieved from <http://epp.eurostat.ec.europa.eu>

APA Figures

- Label a figure with an Arabic numeral and provide a title. The label and the title appear on the same line below the figure, flush-left .
- Cite the source below the label and the title:

Figure 1. Internet users in Europe

*Note: Eurostat Statistical books. (2007) *The European Union and Russia: Statistical comparison*. 2007 edition. Retrieved from <http://epp.eurostat.ec.europa.eu>*


- You might provide an additional title centered above the figure.

If you need help with APA

There are several reference sources to get an answer to your specific question about APA:

- OWL website: <http://owl.english.purdue.edu>
- Purdue Writing Lab @ HEAV 226
- composition textbooks
- *Publication Manual of the American Psychological Association*, 6th ed.
- <http://www.apastyle.org>

The End



Q&A and Discussion

- *There is no great writing, only great rewriting.*
--Justice Brandeis
- *Writing is 1 percent inspiration, and 99 percent elimination.*
--Louise Brooks